

Hindi USA Books and Syllabus (2019-20)



When we began teaching Hindi to children in the U.S., we noticed that the available materials were all schoolbooks from Hindi curricula used in India. These materials assumed a knowledge and familiarity with speaking Hindi in day-to-day life that children of Indian origin living abroad simply did not have. It is for this reason that HindiUSA decided to make its own books and syllabus, specially made for children living abroad.

When writing these books, we have tried to keep in mind both Hindi-speaking and non-Hindi speaking students, parents, and families to provide easy-to-use materials to cater to all students' needs. It is for this reason that not only do our books incorporate conversation, but we also have incorporated colorful pictures and large-font text to help capture the interests of students learning in an after-school setting. Each level includes one textbook and two to three workbooks with helpful, guided activities. We give special attention to students in our Starter-I and Starter-II levels, where we try to develop an interest through audio-visual materials, and many of our levels incorporate flashcards to help students study beyond the classroom.

How does Hindi USA Teach?

Although HindiUSA is a volunteer organization, we believe in teaching in a professional way. We try to do so in the following ways:

- All of HindiUSA's teachers are required to attend a teacher's training workshop that pertains to their specific level of instruction
- HindiUSA provides its teachers with a host of materials—beyond just the books—that can be used in an interactive setting within the classroom. For example, in the box of teaching materials, a typical teacher would receive: flashcards, Hindi storybooks with colorful illustrations, audio CD's with children's songs that help students revise learned topics, magnetic alphabet charts, clocks to teach vocabulary related to time-telling, and arts-and-crafts supplies for specialized activities
- From time to time, we organize celebrations of festivals and cultural programs. Through these, we try to connect students to the vibrant culture of India
- At our annual program—*The Hindi Mahotsav*—we organize many different types of competitions, including Vyakaran (Hindi Grammar) Jeopardy, Spelling Bees, Hindi Word *Antakshari*, Poetry Competitions, General Knowledge Quizzes, Group Song and Bhajan Competitions, Drama Competitions, and many more.

2019-20 HindiUSA Syllabus

The previous HindiUSA Syllabus has been amended to allow for nine courses, with a student enrolling in one course per school year. The basic Hindi USA education will last for about seven years. A student who successfully completes the Honors Level will be recognized (formally graduated) by Hindi USA. A student has a choice to complete a level in two years.

The HindiUSA syllabus attempts to promote Hindi at a grass-root level among all children residing within the United States in recognition of the importance of Hindi in both an economic and geographic perspective in the new millennium. We teach Hindi not only with beautiful books, but also through stories, songs, poems, games, interactive CD's, videos, and cultural programs. The curriculum also promotes high moral values of India's culture through preservation and expansion of knowledge of Hindi and various forms of its literature. The syllabus attempts to reach its ultimate goals by instilling students with a motivation to learn the language and a drive to excel and succeed in all walks of life.

The following course structure is designed for children between the ages of five and sixteen:

Starter I (कनिष्ठा १) – 5-yrs. old or regular Kindergarten student

Starter II (कनिष्ठा २) – 6 yrs. old or regular first grade student

Beginners I (प्रथमा १) – 7 yrs.+ old – Note: a new student matriculating to a Hindi USA school may directly be enrolled in this level if he/she is in the second grade; a student who has passed the Starter II course will be enrolled at this level

Beginners II (प्रथमा २)

Intermediate I (मध्यमा १)

Intermediate II (मध्यमा २)

Intermediate III (मध्यमा ३)

Advanced I (उच्चस्तर १)

Advanced II (उच्चस्तर २)

BASIC

*For questions about
volunteering, teaching
Hindi, or books, please
contact...*

*Rachita Singh
1-877-HINDIUSA or
(609)-353-8411*

Starter I (कनिष्ठा- 1).....

- I. **Requirements**
 - a. Students must be five years old or enrolled in a Kindergarten school in the U.S.
- II. **Main Objectives**
 - a. Introduce students to Hindi language
 - b. Create interest in learning Hindi and immerse student in Hindi environment
 - c. In this level, students are very young, so there is a focus on oral, visual, and musical criteria only (no reading or writing)
 - d. To teach numbers, colors, animals, birds, body parts, and everyday and household objects
 - e. Learn Hindi names of different actions through games, arts and crafts activities, and puppet show
 - f. To teach small Hindi poems, songs, and stories
- III. **General Hindi**
 - a. Greetings in Hindi
 - b. Common and simple conversation with relatives through story book **Chhutti ka Din**
 - c. Understanding simple commands in Hindi
 - d. Recognizing and meaning of own name in Hindi
- IV. **Names of Colors**
 - a. Teach names of colors in Hindi with the help of **Rang Birangi Duniya** book
 - b. Teach students to connect colors with names of everyday objects with the help of craft
 - c. Teach color rhymes
 - d. Use **Aao Rang Bharen** book and show and tell for class activity
- V. **Counting of Numbers (1-10)**
 - a. Teach numbers with the help of **Ek Do Teen** book
 - b. Numbers rhymes and games
 - c. Show and tell
- VI. **Wild Animals**
 - a. Teach names of wild animals with the help of **Ek Do Teen** book
 - b. Names of animals in Hindi through storytelling and games
- VII. **Pets, Birds, and Domestic Animals**
 - a. Teach animal and bird names with the help of **Rang Birangi Duniya** book
 - b. Teach animal and bird names through craft, stories, and poems
 - c. Animal sock puppet show and show and tell
- VIII. **Body Parts**
 - a. Teach body parts with the help of a doll
 - b. Play game, “Sudaama Bola” (i.e., Simon Says)
 - c. Practice the names of body parts with the help of **Chalo Chalo Music** CD
- IX. **Learn the Names of Actions**
 - a. Examples through games and crafts – ताली बजाना, गोला बनाना, लाईन बनाना, रुकना, भागना, हँसना, रोना, दौड़ना, बैठना, खड़े होना, कूदना, पकड़ना, काटना, चिपकाना, मोड़ना, रंग भरना, दिखाना, रखना, उठाना, खाना, पीना, आदि
- X. **Bhartiya Culture**
 - a. Talk about main Bhartiya festivals (Diwali, Dushahara, Holi, Raksha Bandhan, and Independence day).
 - b. Talk about names of Bhartiya dresses through **Chhutti ka Din** book
 - c. Talk about names of relations (mother, father, sister, brother, grandfather, grandmother, etc.) – **Chhutti ka Din** book
- XI. **Study Materials and Books—**
 - a. Rang Birangi Duniya
 - b. Aao Rang Bharen
 - c. Ek Do Teen
 - d. Chhutti ka Din (Vocab.)

रंग बिरंगी दुनिया

Rang Birangi Duniya

कनिष्ठ-१ स्तर के विद्यार्थियों के लिए उपयोगी पुस्तक
A Useful book for Starter-1 level students.



कनिष्ठ - १ स्तर के लिए
उपयोगी अध्ययन पुस्तिका
A Useful Workbook for
Starter - 1 Level




एक दो तीन

Ek Do Teen

One Two Three

प्रकाशक:
भ्रमरा प्रकाशन



घुड़ी का दिन

(A useful book for starter - 1 level)

Starter II (कनिष्ठा -2)

- I. **Requirement** – Student must be six years plus / enrolled in the first grade
- II. **Main Objectives**
 - a. To develop an understanding of how Hindi is spoken through stories & song
 - b. To emphasize speaking components of Hindi
 - c. To be able to understand some common commands and daily objects
 - d. To be able to understand and write Hindi vowels, and recognize their sounds
 - e. To be able to know two words that start with each vowel
 - f. Introduce the Hindi consonants
 - g. Learn Hindi counting (1-10), reading and writing
- III. **First Topic – General Hindi**
 - a. Introduction of all students in Hindi
 - b. Greetings in Hindi
 - c. Classroom commands in Hindi
 - d. How to write their first name in Hindi
 - e. Conversation
 - i. Ex.: What is your name?; A: My name is...
 - ii. Ex.2: What is your father's name?; A: My father's name is...
- IV. **Second Topic – Counting and Numbers**
 - a. Hindi numbers from 1 – 10
 - b. Be able to count their toys, objects around them from 1- 10
 - c. Be able to read and write numbers in Devanagari script
 - d. Learn rhymes of Hindi numbers to help remember counting
- V. **Third Topic – Names of Colors**
 - a. Names of colors {Red, Orange, Yellow, Green, Blue, Purple, Pink, Brown, Black, White, Gray, Golden}
 - b. Conversation about Colors
 - i. Ex.: What color shirt are you wearing?
 - ii. What is your favorite color?
 - c. Show-and-tell
 - d. Color games
 - e. Poems
- VI. **Fourth Topic – Names of Animals**
 - a. Names of domestic animals in Hindi
 - b. Names of wild animals in Hindi
 - c. Story time and poems about animals
 - d. Conversation about animals
 - i. Ex.: What is your favorite zoo animal?
 - ii. Ex.2: Which type of pet do you like the most?
 - e. Show-and-tell
- VII. **Fifth Topic - Vowels**
 - a. Learn all the vowels (अ to ऋ)
 - b. They must know two words starting with each vowel
 - i. Be able to match pictures with the vowel
 - c. Learn poems for each letter with help of **Varnamala Geet**
- VIII. **Sixth Topic – Names of Fruits and Vegetables**
 - a. Learn the names of all the fruits and vegetables
 - b. Colors and shapes of the fruits and vegetables

- c. Taste of fruits and vegetables
- d. Conversation about fruits and vegetables
 - i. Likes and dislikes
 - ii. Favorite fruits and vegetables
 - iii. Least favorite vegetable
- e. Songs and rhymes through video CD's

IX. Seventh Topic – Body Parts

- a. Students must know at least ten main body parts
- b. Game “Sudaama Bola” (Simon Says)
- c. Show-and-tell body parts through a doll or student

X. Eighth Topic – General Vocabulary




- a. Names of family & relatives
- b. Daily wear and accessories
- c. Names of festivals
- d. Conversation
 - i. Where do your grandparents live?
 - ii. What is your favorite Indian outfit/dress?

XI. Ninth Topic – Poems and Conversation

- a. Students must know at least five poems that teachers teach them in accordance with the different topics throughout the year
- b. They must know at least ten different topics of conversation
- c. They are able to follow ten common commands in everyday classroom

XII. Materials

- a. Khel Khel Mein Hindi Seekhen (workbook)
- b. Varnmala Geet evam Kavitaen
- c. Flash Cards set
- d. Padho Kahani Seekho Shabd/or CD



Beginners I (प्रथमा - 1)

.....

I. Main Objectives

- a. Learn to read, write, and pronounce all Hindi letters
- b. Know at least three words beginning with each letter
- c. To learn how to say several Hindi phrases
- d. To learn the Hindi numbers from 1-20
- e. Focus on new vocabular words in conversation while teaching letters and words

II. Hindi Vowels

- a. Being able to recognize, read, pronounce, and write them all correctly
- b. To know at least three Hindi words that begin with each vowel
- c. Students should know the sound of all the vowels in English

III. Hindi Consonants

- a. To have mastery of recognition, reading, pronunciation, and writing of all the consonants
- b. Correct pronunciation
 - i. It is very important to know the difference in sounds of similar letters while speaking as well as interpreting and hearing. Learning the correct pronunciation is very important

IV. Being able to read, write, and speak the Devanagari numbers of Hindi from 1 to 20

V. Being able to read, write, and speak his or her own first and last name

VI. Having an understanding of Hindi commands and to follow them (Oral Exam)

VII. Hindi Poems


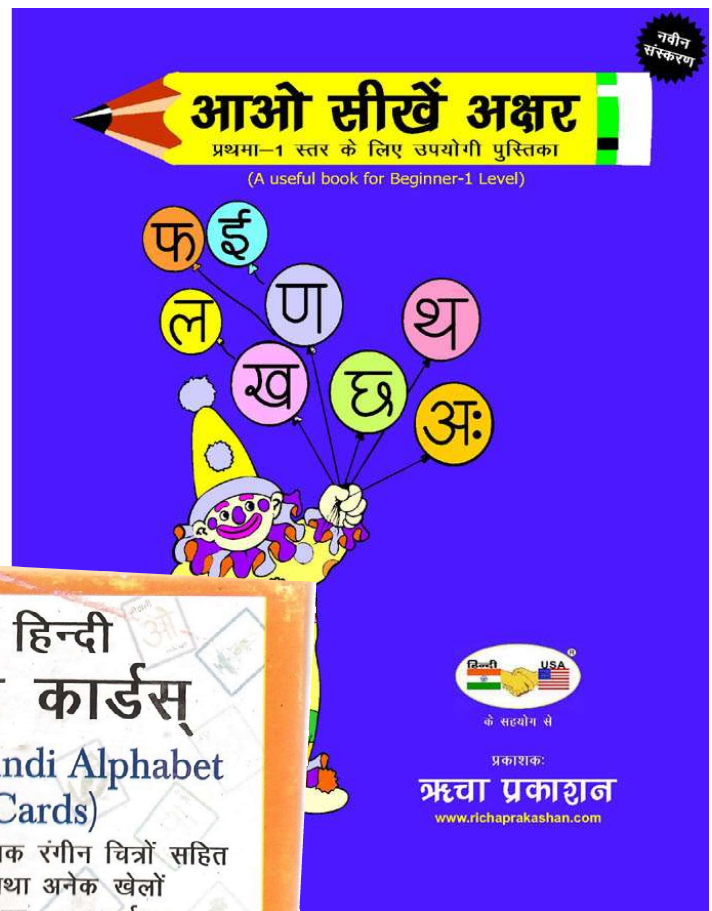
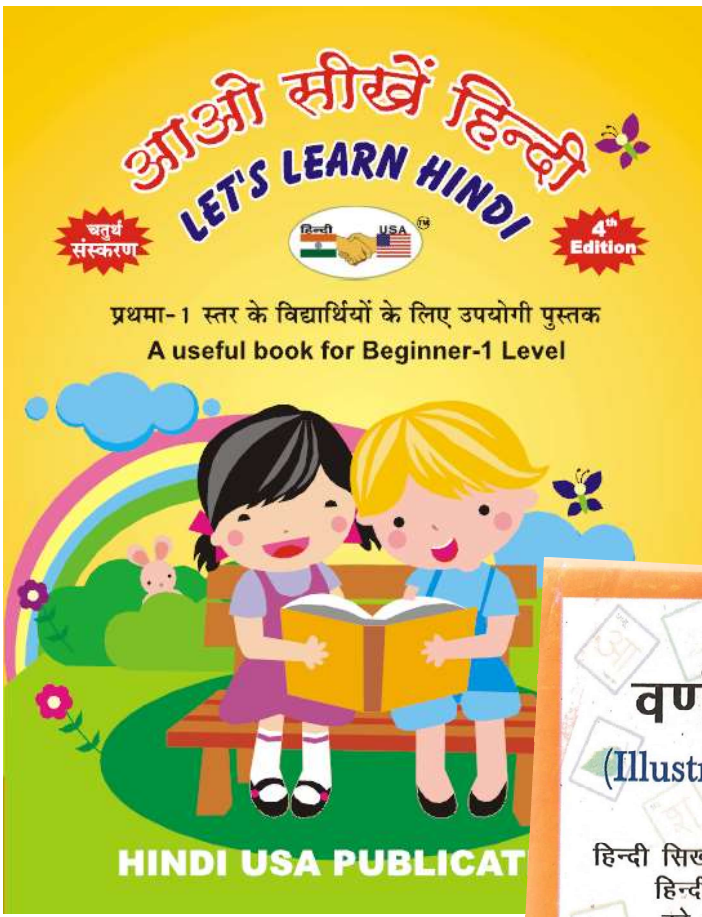
- a. To have memorized at least five Hindi poems
- b. To know the meanings of these poems (Oral Exam)

VIII. Oral Vocabulary

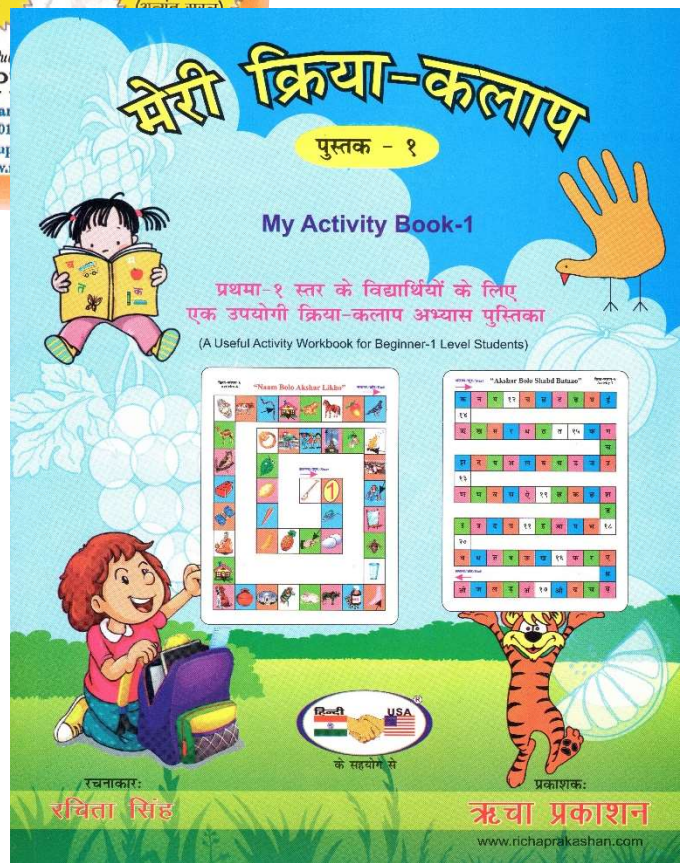
- a. Days of the Week
- b. Names of Shapes, Colors, and Animals
- c. Names of Major Body Parts
- d. Names of Seasons, Human Feelings, Common Verbs
- e. Names of at least five fruits and vegetables in Hindi
- f. Indian Clothing and Names of Relatives
- g. Answer Questions Based on Daily Life
 - i. आप का नाम क्या है?
 - ii. आप कहाँ रहते हैं?, etc.

IX. Study Materials and Books—

- a. Aao Sikhhen Hindi
- b. Aao Sikhhen Ginti – Bhag I
- c. Aao Sikhhen Akshar (Workbook)
- d. Activity Book – 1 (Project book)
- e. Flash Cards set



Pu
RICHA P
South Extension Pa
Tel.: +91-11-246401
E-mail: ragup
Website: www.



Beginners II (प्रथमा -2)

- I. **Requirement-** to know how to pronounce, write, and recognize all Hindi letters, as well as words starting with each letter and numbers 1-50
- II. **Objectives**
 - a. To prepare students to read and write words without maatra
 - b. To strengthen understanding of letters and their sounds
 - c. Converse with the help of stories, poems, songs, etc.
 - d. To learn about Indian culture—Animals, Food, Arts, Festivals, Dresses
- III. **To revise five words beginning with each Hindi letter**
- IV. **To introduce words by learning to join two letters together to form small words**
 - a. Reading
 - b. Writing
 - c. Learn their definitions
 - d. To be able to correct spelling, fill-in-the-blanks, crossword puzzle, picture recognition, etc.
- V. **Three-letter and four-letter words**
 - a. To know their definitions
 - b. To be able to read and write them
 - c. To be able to correct spelling, fill-in-the-blanks, crossword puzzle, picture recognition, etc.
- VI. **To learn question words, pronouns, etc. through conversation**
- VII. **Classroom Instructions**
 - a. To understand and follow the directions given by teachers
 - b. Student-to-student commands
- VIII. **Fables, folktales, etc.**
 - a. Storytelling with colorful story books and/or props
 - b. To be able to tell the morals of these stories
 - c. To know some vocabulary from the stories
- IX. **Other Vocabulary and Related Conversation for each of the following**
 - a. Classroom Objects
 - b. Household and Study Objects
 - c. Names of Occupations
 - d. Names of Bhartiya foods
- X. **To learn at least four poems and their meanings**
- XI. **Math**
 - a. To learn to count numbers from 21-50
- XII. **To have at least a limited understanding of “maatra” concept**
 - a. Practice writing maatra (baarah khadi)
 - b. Pronunciation of letters with maatra
- XIII. **To enhance understanding of Hindi language**
- XIV. **Study Materials and Books—**
 - a. Aao Seekhe Ginti – Bhag I (given in B-I)
 - b. Aao Jode Akshar (Workbook)
 - c. Akshar Jodo Shabd Banaao
 - d. Lekhan Abhyaas – Writing Book
 - e. Activity Book – 2 (Project book)
 - f. Flash Cards set

Intermediate I (मध्यमा -1)

I. Requirements

- Students must have complete mastery of all letters
- Students must be familiar with words without mastras
- Students must be able to write all the mastras (baarah khadi)
- Students must know Hindi numbers from 1 – 50

II. Objectives

- To learn all the mastras in Hindi
- To be able to read and write all maatra Hindi words
- Prepare children to read Hindi
- To give a general picture of Indian culture through maatra words
- To learn Hindi numbers from 51-75

III. Mastras

- आ ,औ ,ओ ,ऐ ,ए ,ऊ ,उ ,ई ,इ ,and ऋ mastras
- Writing
- Reading

IV. Vocabulary

- 20-30 words containg each maatra
- Definitions for each word
- To enhance vocabulary through poetry and stories
- Focus on conversation using vocabulary words

V. अनुस्वर ,चन्द्रबिन्दु, and विसर्ग

- To learn their pronunciations and usages
- To know how to read and write ten words for each (with definitions)

VI. To learn four poems from **Maatra Praveshika**

VII. Oral Exam

- General conversation
- Reading words and small passages (from **Maatra Praveshika**)
- Numbers from 1-75
- Vocabulary words
- Dictation

VIII. Study Materials and Books—

- Maatra Praveshika
- Aao Seekhen Shabd – Bhag I
- Maatra Lekhan Abhyas
- Aao Sikhen Ginti – Bhag II
- Flash Cards set

मात्रा प्रवेशिका

नवीन संस्करण

मध्यमा-1 स्तर के विद्यार्थियों के लिए एक उपयोगी पाठ्य पुस्तक
A Useful Textbook for Intermediate-1 students



प्रकाशक:
ऋचा प्रकाशन
www.richapublishing.com

आओ सीखें शब्द

नवीन संस्करण

भाग-१




मध्यमा-1 स्तर के विद्यार्थियों के लिए
एक उपयोगी पाठ्य पुस्तिका

A Useful Workbook for Intermediate-1 students

नीचे लिखे अधुरे शब्दों को 'इ' की मात्रा लगाकर पूरा कीजिए तथा उनके अर्थ अंग्रेजी में लिखिए।
Complete the following words by adding on 'i' as maatra wherever appropriate. Then, write the definition of the word in English.

- ल ख -
- ब ढ या -
- श न वा र -
- डा क या -
- क सा न -



काशन
ashan.com

सचित्र मात्रिक शब्द कार्ड्स

Picture Cards for Maatra Words

Intermediate-1 Level

स्मरण शक्ति
तथा शब्द ज्ञान
को बढ़ाने में
पूर्ण सक्षम

हिन्दी की
12 मात्राओं के
120 कार्ड
अनेक खेलों
सहित

हिन्दी
सीखने में
रुचि बढ़ाने तथा
उच्चारण को
सुधारने में
सहायक

Published by:
RICHA PRAKASHAN
D-36, South Extension Part-One, New Delhi-110049 (India)
Tel.: +91-11-24640153 Fax: +91-11-24654935
E-mail: ragupta@ndb.vsnl.net.in
Website: www.richapublishing.com

Code: G 024

मात्रा लेखन अभ्यास

मध्यमा-1 के लिए उपयोगी अभ्यास पुस्तिका
Writing book for Intermediate-1



परिकल्पना:
रचिता सिंह



प्रकाशक:
ऋचा प्रकाशन
www.richapublishing.com

आओ सीखें गिनती

भाग -२



HINDI USA PUBLICATION

Intermediate II (मध्यमा -2)

I. Requirements

- Students must have complete mastery of all letters
- Students must be familiar with words with mastras
- Students must be able to read, write, and know definitions of mastra words
- To know Hindi numbers from 1-75
- Student must be able to speak small sentences

II. Objectives

- To use mastra words in Hindi sentences (oral)
- To be able to read and write all Hindi words and small sentences
- Prepare children to speak full sentences in Hindi
- To give a general picture of Indian culture
- To learn half-letter words
- To use र की रेफ और र पदेन in words
- To learn Hindi numbers from 76-100
- To improve students' ability to read and comprehend

III. Mastras

- Revision (pronunciation and usage) of all mastra words (अ, आ, इ, ई, उ, ऊ, ए, ऐ, ओ, औ, अं, अः, ऋ, और आँ) through dictation, show-and-tell, games, and conversation
- Reading of small stories, passages, and interesting facts of Indian culture

IV. Revise Old Vocabulary

- Use vocabulary words in conversation
- Encourage discussion in Hindi in casual conversation
- To enhance vocabulary through poetry and stories

V. Half-letter words

- Four to Five words for each half-letter consonant
 - With definitions
 - To know how to say, read, and write them
 - Use of half letter words in sentences (reading and writing)

VI. र की रेफ, र की पदेन

- With the help of pronunciation, recognise where to use र की रेफ और र पदेन
- Learn 10-12 words of each with meaning

VII. New Vocabulary

- Classroom Objects
- Household Objects and Parts of the House
- Toys, Animals, and Parts of the Body
- Foods, Fruits and Vegetables, Indian dishes, sweets, and drinks
- Relations
- To be able to read and write all vocabulary and use it in sentences and conversation

VIII. To learn all the Hindi numbers from 75 to 100

IX. To learn two poems from *Shabd Bharati*


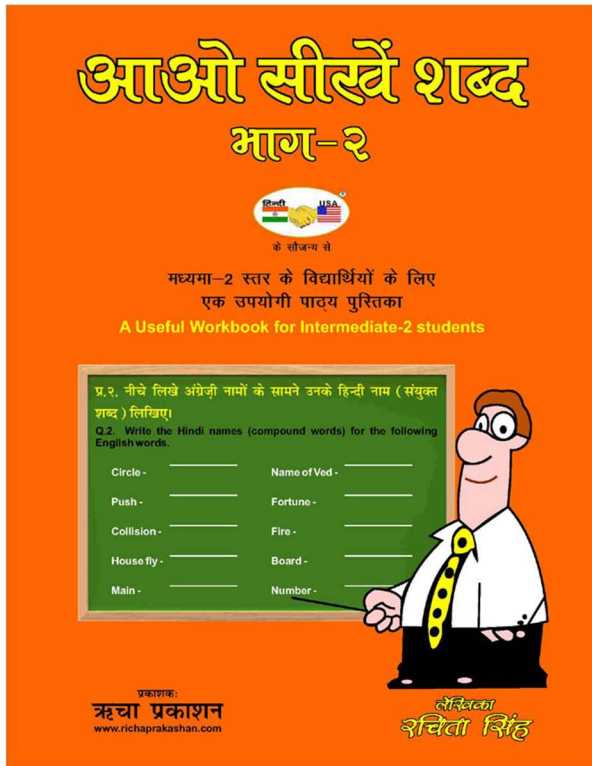
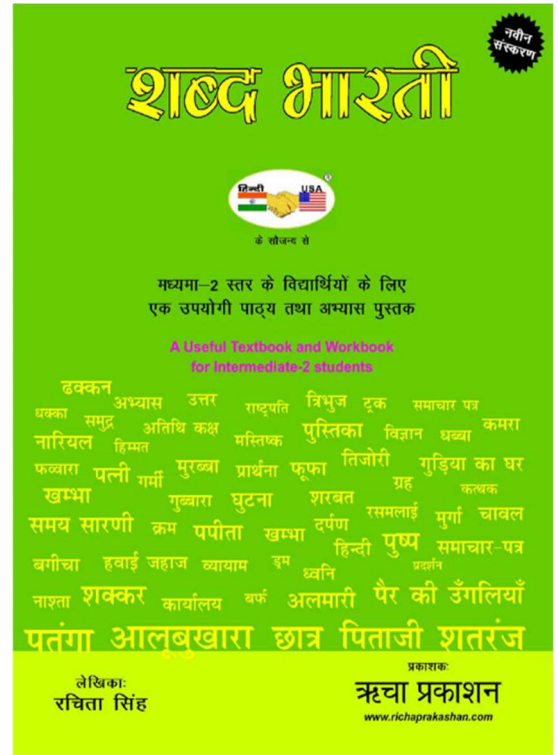
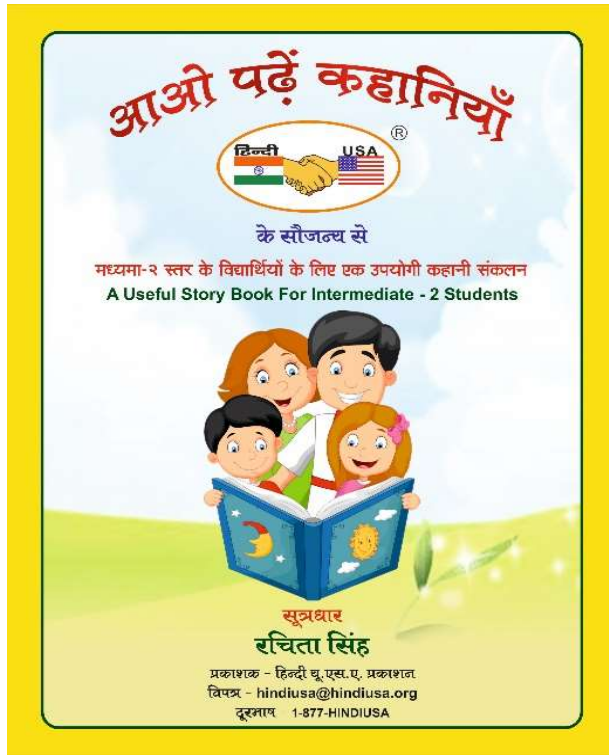
X. To be able to discuss stories after a storytelling session (last week of every month)

XI. Oral Exam

- Reading words and small passages (from *Shabd Bharati*)
- Numbers from 76 - 100
- Simple conversation using learned vocabulary words
- Dictation of sentences

XII. Study Materials and Books –

- Shabd Bharati*
- Aao Sikhien Shabd – Bhag II*
- Aao Sikhien Ginti – Bhag II* (given in Intermediate -1)
- Aao Padein Kahaniyan* (picture not available yet)



Intermediate III (मध्यमा -3)

I. Requirements

- a. To have a relatively large knowledge of Hindi vocabulary
- b. To be adept at writing and reading common Hindi words
- c. To know all the Hindi numbers from 1 – 100

II. Objectives

- a. To learn the basic grammar of Hindi
- b. To create a strong Hindi vocabulary

III. To learn nouns that are used in everyday life

- a. Revise vocabulary learned last year
- b. Topics: Festive words, communication, occupations, travel, restaurants, weather, places and buildings, geography

IV. To learn the meanings and uses of Hindi pronouns

V. To learn the gender and number (singularity/plurality) of words

VI. Verbs

- a. To learn common verbs
- b. Helping verbs
 - i. Meanings
 - ii. Usage with pronouns

VII. Adjectives

VIII. Interrogatives

- a. Who
- b. What
- c. When
- d. Where
- e. Why
- f. How, How Many, How Long, How Far, How Much

IX. Introduction of कारक (post-preposition and pre-preposition)

X. Learning to construct large numbers, use of fractions, use of cardinal (sequence) numbers in sentences, and application of years (dates) in Hindi

XI. To be able to complete small sentences, write questions, and their corresponding answers

XII. Small passages


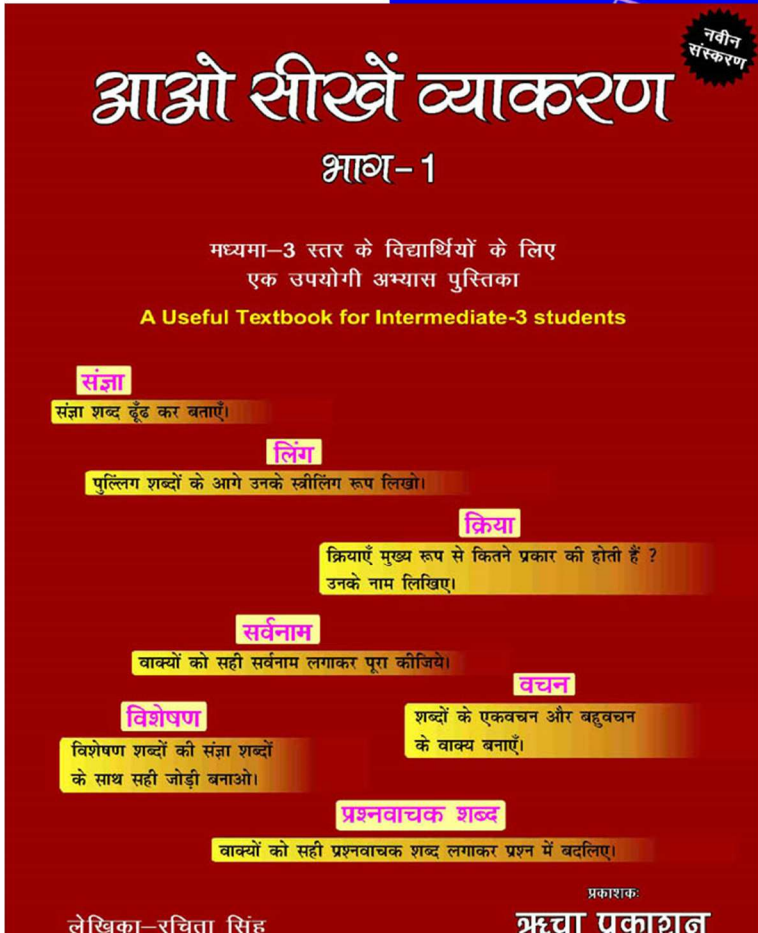
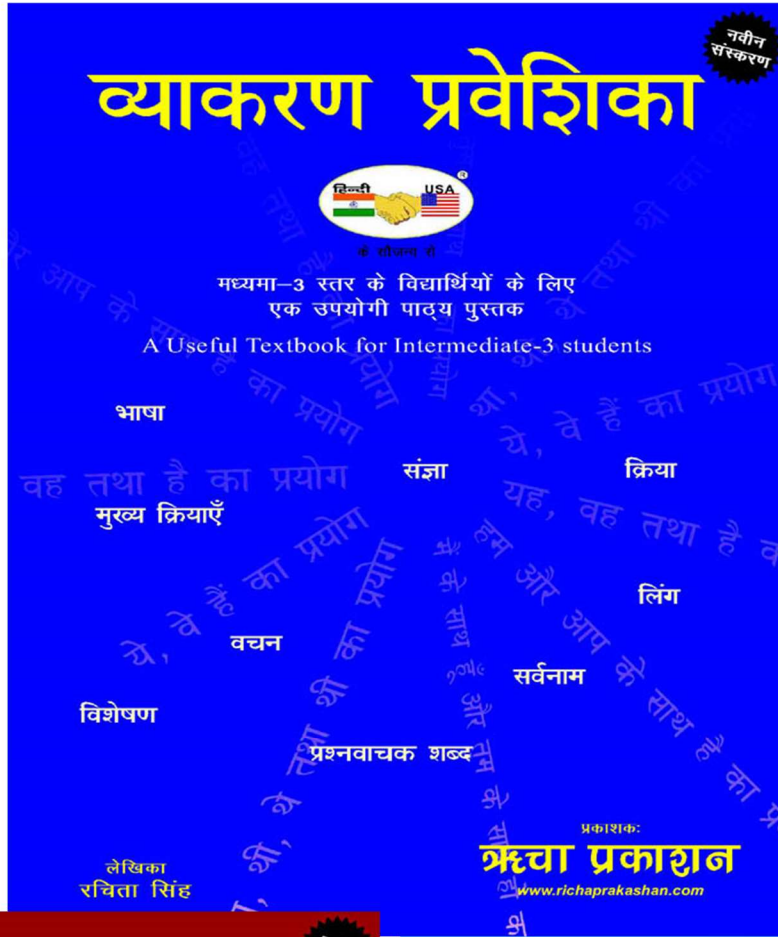
- a. To be able to read, comprehend, and learn new words
- b. To be able to answer questions in complete sentences based on the reading

XIII. Oral Examination

- a. To be able to read passages
- b. To know all the vocabulary given in the nouns section of the book
- c. To be able to use all parts of speech in oral and written communication
- d. To learn poems
- e. To be able to write words and small sentences upon their dictation

XIV. Study Materials and Books—

- a. Vyakaran Praveshika
- b. Aao Seekhen Vyakaran – I
- c. Aao Seekhe Ginti – Part 2 (given in Intermediate-I)



Advanced I (उच्चस्तर -1)

- I. Requirements**
 - a. Students should have a very strong vocabulary in nouns, pronouns, adjectives
 - b. Students should have a general idea of gender and number (i.e. be able to recognize feminine from masculine, singular from plural in Hindi)
 - c. Students must be able to completely understand everyday Hindi and be able to speak in short sentences
- II. Objectives**
 - a. Introduce Hindi sentence structure to students through comparison with English sentences
 - b. Enhance students' reading ability
 - c. Empower students to be able to answer questions related to their daily lives
 - d. Teach relationships between words
- III. Introduction of Hindi Language**
- IV. Types of Words**
 - a. Antonyms
 - b. Synonyms
 - c. Polynoms
 - d. Homonyms
 - e. One-word substitution
- V. Sentence Structure**
 - i. Simple, small sentences through comparison with English sentence structure
 - ii. Questions
 - iii. To be able to correct gramatically incorrect sentences
- VI. Subjects - Place of nouns and pronouns in Hindi sentences**
- VII. The effect of gender and number on sentence structure**
- VIII. The role of different prepositions and the effect of prepositions on sentence structure**
- IX. Verbs**
 - a. Brief introduction to different tenses
 - b. Commands
- X. Adjectives**
- XI. Tips for making sentences more complex**
- XII. To be able to translate small English sentences into Hindi and vice-versa**
- XIII. Practice reading**
 - a. Short stories
 - b. Chapters
 - c. Passages and poems
 - d. To understand the meanings of literary works
 - e. To answer questions about the selections
- XIV. To be able to sing or recite at least five Hindi poems from Reading book - Oral and Written**
- XV. Test**
 - a. Written
 - b. Oral
 - i. Reading passages from Reading Book
 - ii. Poems from Reading Book
 - iii. Passage Dictation from Reading Book
- XVI. Study Materials and Books—**
 - a. Vyakaran Bharati
 - b. Aao Seekhen Vyakaran – Part II
 - c. Bharat Bharati (reading book)
 - d. Aao Karein Abhyaas

आओ करें अभ्यास A-1

उच्च स्तर-1 के विद्यार्थियों के लिए एक उपयोगी अभ्यास पुस्तिका
A useful practice workbook for students of Advance Level-1

वाक्य विस्तार
वाक्य सुधारना
लिंग, वचन, कारक
का वाक्य पर प्रभाव
चित्र वर्णन
शब्द भंडार
वाक्य संरचना
खाली स्थान भरो




हिन्दी यू.एस.ए. प्रकाशन
HINDIUSA PUBLICATION

व्याकरण भारती

उच्च स्तर-1 के विद्यार्थियों के लिए
एक उपयोगी पाठ्य पुस्तक

A Useful Text book for
Advanced - 1 Level



HINDI USA PUBLICATION

आओ सीखें व्याकरण

उच्च स्तर-1 के विद्यार्थियों के लिए एक उपयोगी पाठ्य पुस्तक
A Useful Text book for Advanced - 1 Level




HINDI USA PUBLICATION



भारत भारती

उच्च स्तर के विद्यार्थियों के लिए एक उपयोगी पाठ्य पुस्तक
A useful Textbook for Advanced level students

लेखक
पायें सिंह परिहार



Advanced II (उच्चस्तर -2).....

I. Main Objectives

- To make children confident in their speaking, writing, and reading of Hindi
- To prepare students to create detailed, complex sentences using a simple knowledge of grammar
- To develop a strong vocabulary
- To give students a basic knowledge of Hindi that will be applied throughout their lives
- To teach students to write different types of compositions (e.g., letters, poems, articles, plays)

II. Revision (Weeks 1 – 2)

- Revision of Advanced I grammar

III. Technological Skills (Weeks 3 – 4)

- Students will learn to type in Hindi on Microsoft Word using IndicIME or GoogleIME
- Students will be able to type up homework and other projects for class

IV. Reading

- 'सच्चा दोस्त'
- 'भूत'
- Understand Hindi stories, characters, and make connections between the story and one's own life
- Summarize the stories into English and be able to write summaries of the stories in Hindi

- Note: Teachers should ask in-depth study questions in written and oral form to students about the story during class and for homework to improve their comprehension and writing skills. However, this material will not be tested on the exam

V. Sentence Structure

- To be able to correct incorrect sentences and passages
- Learn to write compound and complex sentences by combining simple sentences

VI. Tense- a characteristic of verbs that indicates the time of the action or state of being that a verb expresses

- Present, past, and future tenses
- Students should be able to change tenses of simple sentences

VII. Introduction to Proverbs and Sayings

- To know how to use them in sentences and stories
- To be able to understand proverbs and sayings in the context of articles and stories
- Understand the purpose of using these in Hindi

VIII. To be able to write small dramatic compositions

- To be able to write small skits, speeches (writing skills)
- To act and perform them (speaking skills)
- Speaking Skills*
 - Be able to discuss any given topic in a small group (group discussion)
 - In front of class (class presentation)

- IX. **To be able to have a conversation with the following people**
- Taxi driver
 - Grocer
 - Store clerk
 - Bank officer
 - Family members – Parents, brother & sister, grandparents, aunts & uncles, etc.
 - Friends
 - Servants
 - Waiter
- X. **To be able to compose literary works in Hindi**
- Four-line poems
 - Ten lines on any given topic
 - Letters to family members and friends
 - Develop a story
 - Students will be able to develop a story with the help of a picture prompt or a series of picture prompts
 - Students will be able to develop a story or passage by filling in missing sentences
- XI. **To be able to translate / summarize an English story or passage into a Hindi one**
- XII. **Reading Comprehension**
- Read an unseen passage and be able to summarize it and answer questions
 - Reading short books and be able to answer questions on them in Hindi and talk about the characters and plot (this will be done throughout course)
- XIII. **Projects (Student must complete two out of the three and the mandatory item:)**
- Master of Ceremony during Mahotsav Programme
 - Participate in ‘Tatkalic Bhasan’ Pratiyogita
 - Volunteer to tell stories in younger classes (S-1, S-2, B-1)
 - *Mandatory:** Students will write and teachers will edit articles, 12-line poems, stories, or reports on any Hindi event (to be pub. in *Karmabhoomi* magazine)
 - Teachers may assist students in brainstorming ideas
- XIV. **Study Materials and Books—**
- Lekhan Bharti
 - Aao Sikhen Lekhan
 - Reading Books – 2
 - “प्यारा दोस्त”
 - “भूतू”

लेखन भावती

उच्चस्तर - २ के लिए एक उपयोगी पुस्तक

मुहावरें



कहावतें



कहानी लेखन



पत्र-लेखन

अनुवाद

अपठित
गद्यांश



निबंध




नाटक



आओ सीखें लेखन


उच्चस्तर-२ के लिए एक
उपयोगी पुस्तिका



प्यारा दोस्त

दीपक कुमार कलिता

अनुवाद
सूर्यनाथ सिंह
चित्रांकन
दुर्लभ भट्टाचार्य



भूतू

रातुल शर्मा
चित्रांकन
दुर्लभ भट्टाचार्य
अनुवाद
किशन कालजयी

